

Scaled data based on original data using
LM-79-08 Approved Method: Electrical and Photometric Measurements of Solid-
State Lighting Products

Test Report Prepared for
Cooper Lighting Solutions
(formerly Eaton)

Brand: INVUE

Report Number: P367282

Luminaire Tested: **MSA-SA2B-730-U-5NQ**

Issue Date: 12/2/2019

Test Information

Test Method: LM-79-08
Report Number: P367282
TEST IS SCALED FROM IESNA LM-79-08 TEST DATA (G2-1910-543-5)
Test Lab: INNOVATION CENTER
Issue Date: 12/2/2019
Manufacturer: COOPER LIGHTING SOLUTIONS (FORMERLY EATON)
Product Line: INVUE
Catalog Number: MSA-SA2B-730-U-5NQ
Description: MESA POST TOP DECORATIVE LUMINAIRE. (2) LIGHTSQUARES WITH 16 LEDS EACH AND TYPE V NARROW OPTICS.
Light Source: -
Ballast/Driver: ELECTRONIC DRIVER

Summary

Lumens per Lamp: N/A
Luminaire Lumens: 9283 lumens
Efficiency: N/A
Efficacy: 109.2 lumens/watt
Luminous Opening: Rectangular (W 0.5' x L: 1' x H: 0')
IES Classification: Type V - Short
BUG Rating: B3 - U0 - G1

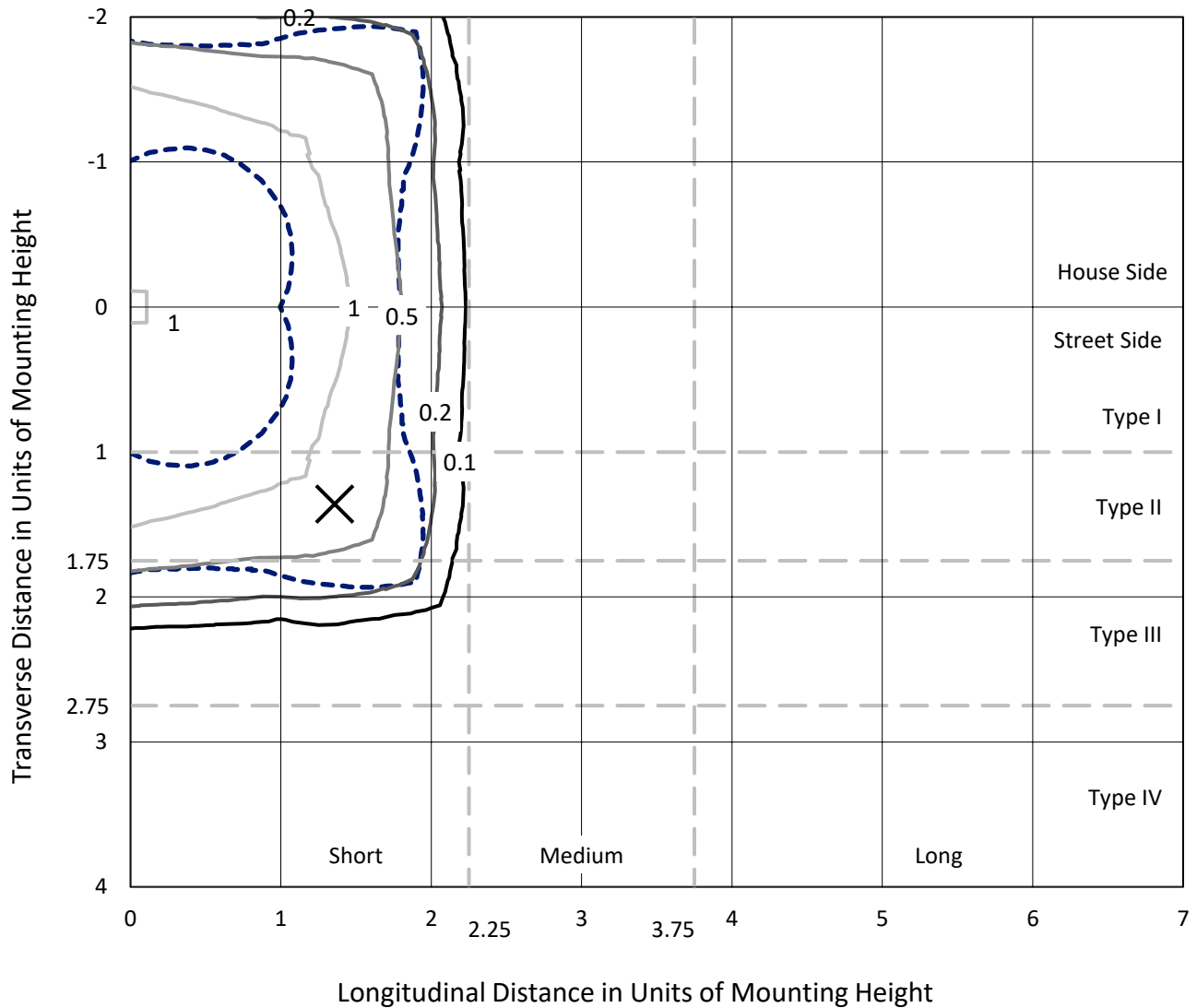
Input Watts (W): 85
Input Voltage (V): NR
Input Current (Ain): NR
Voltage Rise (V): NR
Power Factor: NR
Total Harmonic Distortion (THDi): NR
Frequency (hertz): 60
Stabilization Time: NR
Operation Time: NR
Ambient Temperature (°C): NR
Test Distance: 28.75 FT



REPORT NUMBER: P367282
 CATALOG NUMBER: MSA-SA2B-730-U-5NQ

Iso-Footcandle Lines of Horizontal Illumination

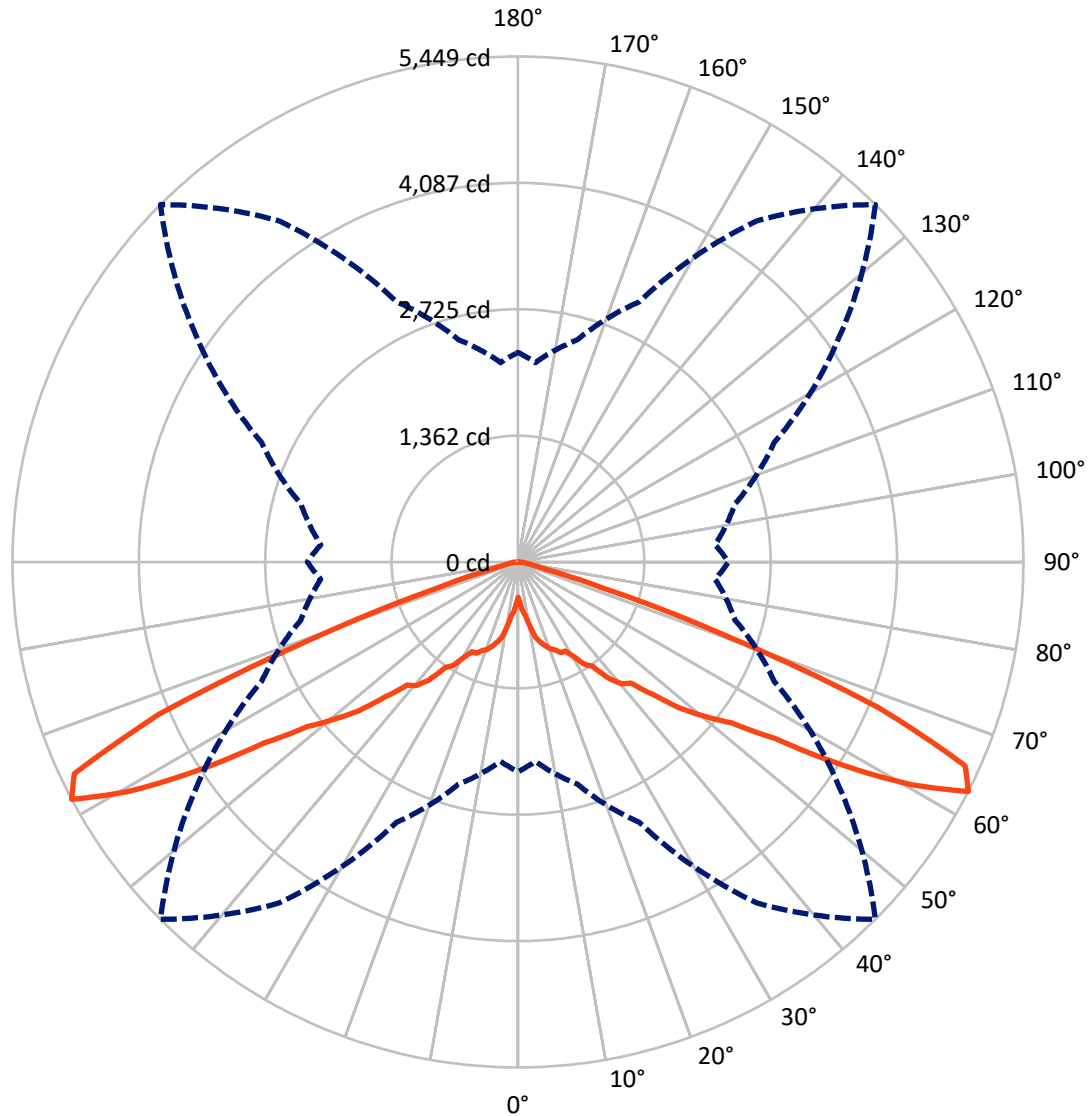
× Max cd
 - - - 1/2 Max cd



Based on 25 foot mounting height. Maximum calculated value = 1.6 fc
 Type V - Short - N/A

REPORT NUMBER: P367282
CATALOG NUMBER: MSA-SA2B-730-U-5NQ

Luminous Intensity Polar Plot



— Vertical Plane Through 45-Deg Lateral - - - Horizontal Cone Through 62.5-Deg Vertical

REPORT NUMBER: P367282

CATALOG NUMBER: MSA-SA2B-730-U-5NQ

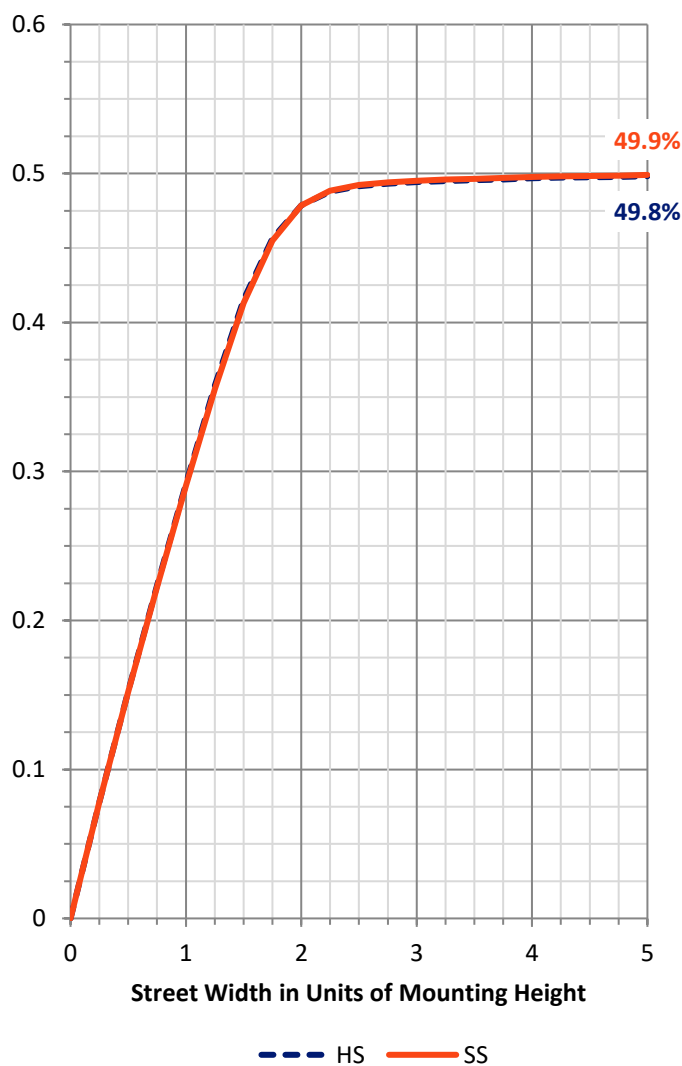
FLUX DISTRIBUTION:

		Downward	Upward	Total
House Side	Lumens	4641.5	0.0	4641.5
	% Fixture	50.0	0.0	50.0
Street Side	Lumens	4641.5	0.0	4641.5
	% Fixture	50.0	0.0	50.0
Total	Lumens	9283.0	0.0	9283.0
	% Fixture	100.0	0.0	100.0

ZONAL LUMENS:

Zone	Lumens	% Fixture
0°-10°	57.2	0.6
10°-20°	252.2	2.7
20°-30°	528.7	5.7
30°-40°	996.1	10.7
40°-50°	1807.8	19.5
50°-60°	3054.6	32.9
60°-70°	2283.5	24.6
70°-80°	255.5	2.8
80°-90°	47.5	0.5
90°-100°	0.0	0.0
100°-110°	0.0	0.0
110°-120°	0.0	0.0
120°-130°	0.0	0.0
130°-140°	0.0	0.0
140°-150°	0.0	0.0
150°-160°	0.0	0.0
160°-170°	0.0	0.0
170°-180°	0.0	0.0
0°-90°	9283.0	100.0
0°-180°	9283.0	100.0

Coefficient of Utilization



REPORT NUMBER: P367282

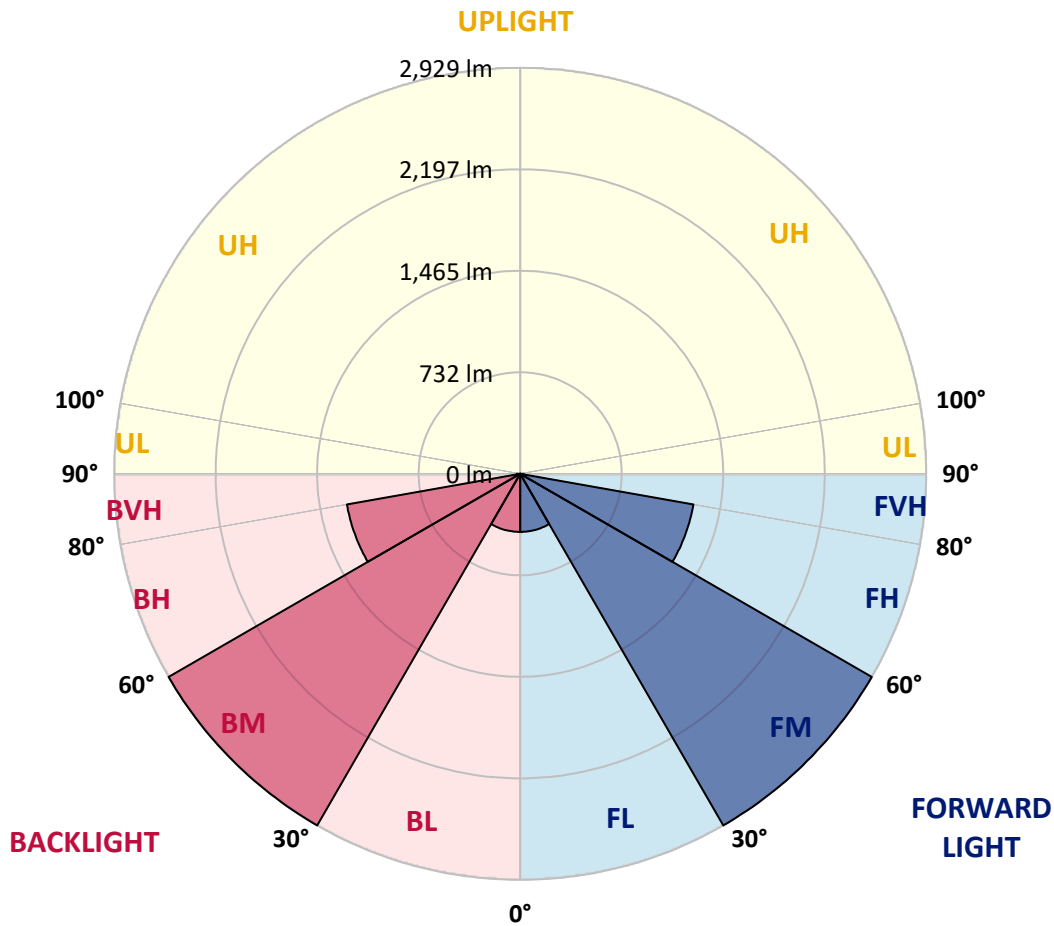
CATALOG NUMBER: MSA-SA2B-730-U-5NQ

LUMINAIRE CLASSIFICATION SYSTEM LUMEN TABLE AND BUG RATING:

Zone	Lumens	% Fixture	Zone Rating/Lumen Limit		
			B	U	G
FL (0°-30°)	419.0	4.5			
FM (30°-60°)	2929.2	31.6			
FH (60°-80°)	1269.5	13.7			G1/1800
FVH (80°-90°)	23.8	0.3			G1/100
BL (0°-30°)	419.0	4.5	B1/500		
BM (30°-60°)	2929.2	31.6	B3/5000		
BH (60°-80°)	1269.5	13.7	B3/2500		G1/1800
BVH (80°-90°)	23.8	0.3			G1/100
UL (90°-100°)	0.0	0.0		U0/0	
UH (100°-180°)	0.0	0.0		U0/0	

BUG Rating: B3-U0-G1

Type V Short





REPORT NUMBER: P367282
 CATALOG NUMBER: MSA-SA2B-730-U-5NQ

CANDELA DISTRIBUTION (FULL):

	0°	5°	15°	25°	35°	45°	55°	65°	75°	85°	90°
0°	379.6	379.6	379.6	379.6	379.6	379.6	379.6	379.6	379.6	379.6	379.6
2.5°	461.5	453.2	424.1	434.3	444.9	443.4	440.7	432.8	425.6	455.5	461.5
5°	588.4	569.5	559.3	551.0	549.1	528.7	556.7	553.7	563.1	579.0	594.5
7.5°	689.6	671.9	645.1	639.4	608.8	586.1	610.3	640.1	649.6	678.7	696.0
10°	726.6	711.2	716.1	690.8	689.2	695.7	690.4	697.2	722.1	718.7	731.5
12.5°	809.7	812.4	796.5	790.1	802.9	830.9	807.1	798.8	792.7	818.4	826.3
15°	887.5	903.0	876.9	872.8	867.5	893.6	867.9	880.3	891.3	896.6	893.6
17.5°	997.8	998.6	969.5	923.0	940.4	948.7	937.4	915.8	967.6	993.6	995.2
20°	1070.3	1073.0	1015.6	943.0	992.1	999.7	994.0	949.1	1017.8	1061.2	1059.4
22.5°	1148.5	1139.4	1061.6	1008.8	1026.1	1030.7	1018.6	1012.9	1061.2	1140.2	1128.5
25°	1201.0	1217.6	1140.2	1106.2	1091.5	1080.9	1096.4	1099.4	1148.9	1220.6	1181.0
27.5°	1326.4	1297.7	1176.4	1189.3	1157.9	1086.6	1154.5	1191.9	1181.3	1303.7	1333.5
30°	1437.8	1438.5	1268.6	1293.1	1235.0	1177.2	1250.8	1304.8	1291.6	1448.4	1420.0
32.5°	1580.2	1585.5	1427.6	1361.9	1322.6	1311.6	1302.6	1362.3	1444.6	1571.5	1574.1
35°	1733.9	1779.2	1564.7	1495.6	1428.7	1380.4	1432.5	1515.2	1568.8	1771.6	1735.8
37.5°	2033.4	1957.1	1781.5	1651.5	1608.9	1589.6	1617.2	1665.1	1781.1	1955.9	2017.5
40°	2210.5	2189.3	1950.3	1841.5	1676.8	1728.2	1713.1	1844.5	1940.5	2201.4	2207.1
42.5°	2481.3	2374.8	2159.9	2021.7	1873.6	1784.5	1878.9	2055.3	2171.2	2391.8	2496.0
45°	2695.4	2558.7	2392.9	2287.9	2101.0	2034.9	2068.9	2294.7	2440.1	2591.6	2728.7
47.5°	2932.2	2784.2	2618.4	2431.8	2249.4	2357.0	2297.0	2495.6	2637.6	2854.8	2983.2
50°	3229.8	3065.9	2853.7	2699.6	2578.7	2616.5	2607.0	2748.7	2923.9	3121.8	3267.6
52.5°	3557.6	3372.2	3167.5	3024.4	2973.4	2879.7	3002.1	3060.3	3189.4	3370.7	3541.8
55°	3786.9	3601.4	3477.6	3523.6	3510.1	3359.7	3467.0	3473.0	3410.7	3476.1	3648.3
57.5°	3751.4	3574.3	3557.3	3731.4	3991.6	4137.0	3971.2	3614.7	3381.3	3350.7	3533.1
60°	3280.1	3128.6	3284.2	3677.0	4435.0	4877.6	4239.3	3507.8	3123.3	2964.3	3140.3
62.5°	2260.3	2158.0	2480.5	3094.6	4488.2	5449.0	4229.5	3048.2	2422.4	2133.8	2270.5
65°	1071.4	1034.4	1306.7	1962.0	3738.5	5296.4	3695.1	2062.4	1394.4	1113.7	1144.7
67.5°	403.0	384.5	479.6	866.7	2354.8	4200.8	2483.9	1017.4	539.3	419.2	433.6
70°	228.9	215.6	228.1	316.1	947.9	2379.3	1071.4	349.0	229.2	208.9	222.4
72.5°	180.1	170.0	171.8	191.1	327.1	934.0	346.7	199.0	166.6	158.2	170.3
75°	148.8	139.7	139.4	149.9	190.7	303.3	196.0	152.2	134.8	128.8	138.6
77.5°	118.2	112.9	114.4	122.7	136.7	169.6	142.0	123.1	110.7	103.5	110.3
80°	86.5	85.7	91.8	99.3	102.0	114.1	106.5	99.3	88.4	78.2	80.8
82.5°	56.7	57.0	68.4	74.4	73.3	72.9	76.3	75.9	66.1	51.7	51.7
85°	32.5	33.2	41.9	46.8	46.1	36.6	48.3	48.7	42.3	31.3	30.2
87.5°	10.6	13.2	18.1	19.3	18.5	10.2	18.5	20.4	18.5	13.2	11.7
90°	0.0	0.0	0.0	0.0	0.0	0.0	0.0	0.0	0.0	0.0	0.0

(END OF REPORT)